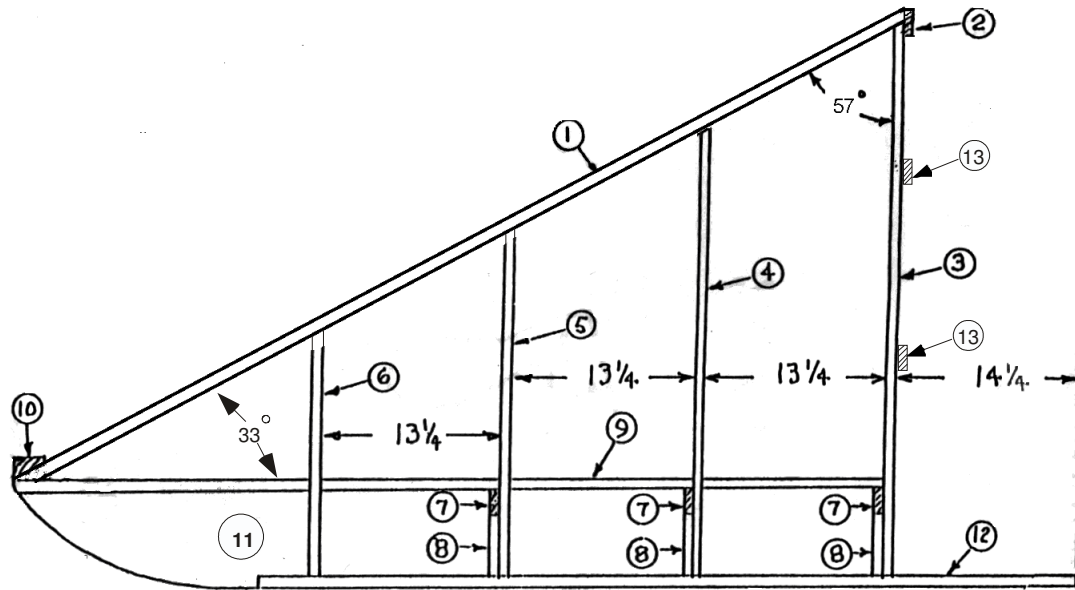
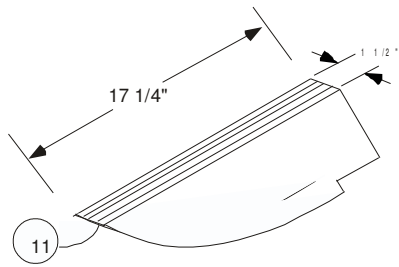
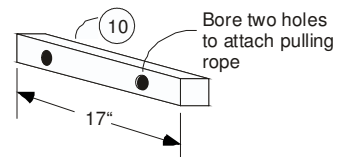
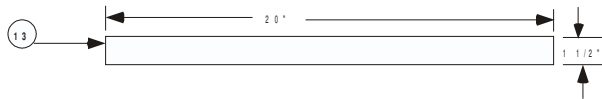
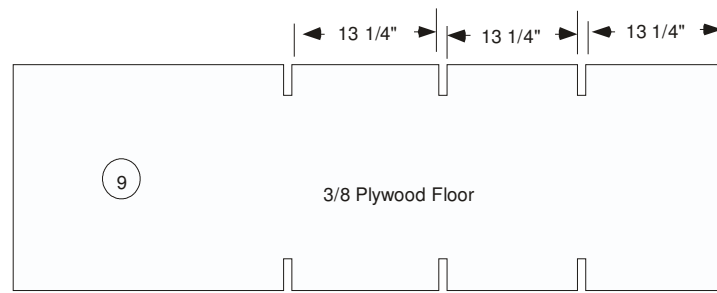


Klondike Derby Sled Plan

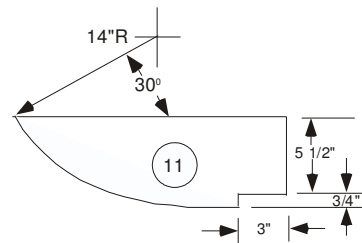


SIDE VIEW

Parts Detail



4 pieces 3/8" plywood
glued together -
2 units required



Klondike Derby Sled Parts List

#1	1" x 2" x 70 1/4"	Top Rail	2 req.
#2	1" x 2" x 20"	Hand Rail	1 req.
#3	1" x 2" x 40 3/8"	Rear Upright	2 req.
#4	1" x 2" x 32"	2nd Upright	2 req.
#5	1" x 2" x 23 7/8"	3rd Upright	2 req.
#6	1" x 2" x 16"	Front Upright	2 req.
#7	1" x 2" x 20"	Floor Support	3 req.
#8	1" x 2" x 4"	Floor Spacer	6 req.
#9	3/8" x 20" x 60 3/4"	Plywood Floor	1 req.
#10	2" x 2" x 17"	Front Support	1 req.
#11	1 1/2" thick	Laminated Plywood Front Runner	2 req.
#12	1" x 2" x 60"	Hardwood Runners	2 req.
#13	1" x 2" x 20"	Stiffener	2 req.

#6 x 1 1/4" Flat head Wood Screws 100 req.

Wood Glue

Rope for Pulling Sled

Screen, net, or plastic sheet (to form walls for sled)

Old skis may be screwed to bottom of runners if desired

Important: Glue and Screw all joints.